
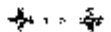
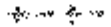
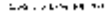
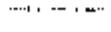
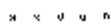

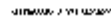
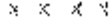


INDEX.
 1. YOUNG, H. C. J.
 1908, 1909, 1910.

[illegible]

REPUBLICA DEL ECUADOR
INSTITUTO NACIONAL DE ESTADISTICA Y CENSOS
PLANO CENSAL DE LA CABECERA PARROQUIAL
QUECE DE NOVIEMBRE (ILINCHISI)
CANTON LATACUNGA PROVINCIA COTACACHI

LIMITES JURISDICCIONALES	
	LIMITE INTERNACIONAL
	PROTECCION DE RIOS Y LAGUNAS
	LIMITE PROVINCIAL
	LIMITE DEPARTAMENTAL
	LIMITE MUNICIPAL
LIMITES DE DIVISIONES ESTADISTICAS	
	GRUPOS URBANOS
	CORRE
	QUINTO
LIMITES DE CENSO POR CATEGORIA SOCIAL	
	SECTOR CASAS DE CENSO SOCIAL - PROPIEDAD SECTOR RURALES